



WELCOME TO THE OUTDOOR FLINT ROUND

Attendance last year was a great success and we therefore decided to continue with this type of mail match this year.

For those who attend this shoot for the first time we repeat the explanation that was included in previous events.

The “Outdoor Flint Round”, which in reality is a “short” Field Round where the maximum shooting distance is limited to 30 yards and the number of targets is limited to either a seven targets standard unit and shooting two such units, or a double standard unit of fourteen targets. The latter one is of course more work and needs more ground. However if the number of competitors exceeds 28 archers, you will require fourteen butts.

The Outdoor Flint Round shooting rules are identical to those of the Indoor Flint Round (read the IFAA book of rules) and the sequence of the shooting distances is the same: so end 1 must be 25 yards, end 2 must be 20 feet, end 3 must be 30 yards, etc.

If butt sizes allow, Cubs may shoot with the adults. If butts do not allow, cubs shoot on a separate range, or a double butt system can be used. Cubs target faces are larger: 35 cm for the distances of 15 yards or less and 50 cm faces for distances between 20 and 30 yards.

Target sizes and shooting distances:

Size of face		Number of Positions	End number	Distance of Positions
All age groups	Cubs			
35cm	50cm	1	1	25 yds
20cm	35cm	1	2	20 ft
35cm	50cm	1	3	30 yds
20cm	35cm	1	4	15 yds
35cm	50cm	1	5	20 yds
20cm	35cm	1	6	10 yds
35cm	50cm	4 (walk up)	7	30-25-20-15 yds

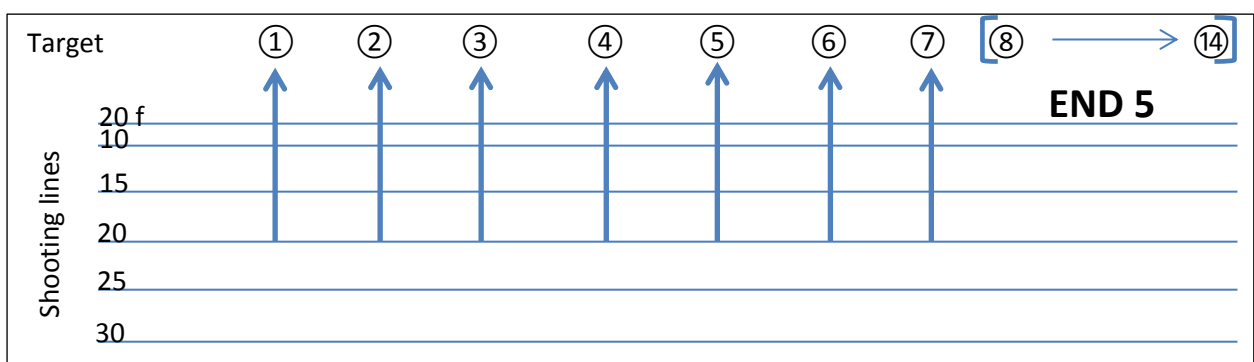
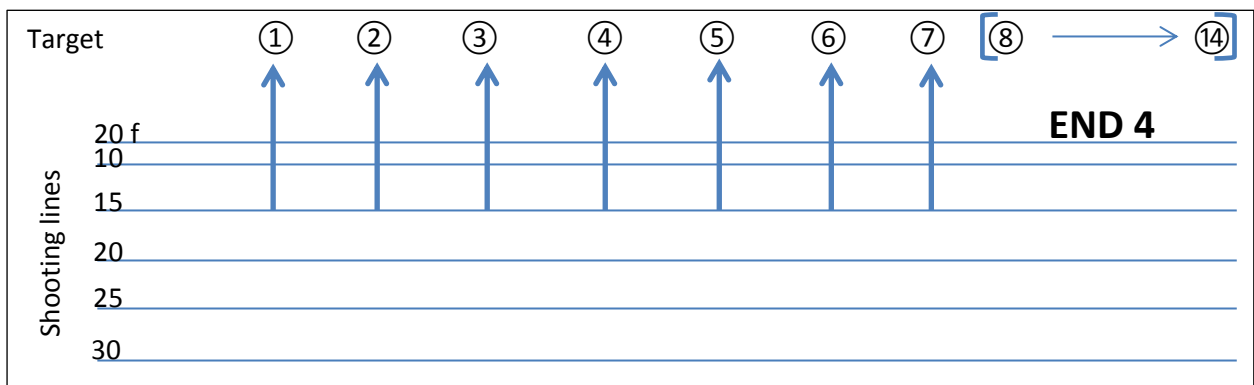
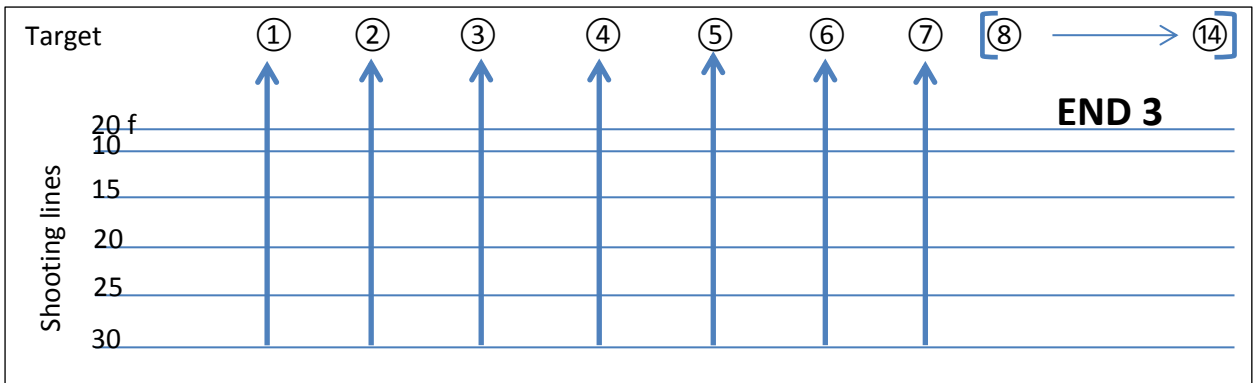
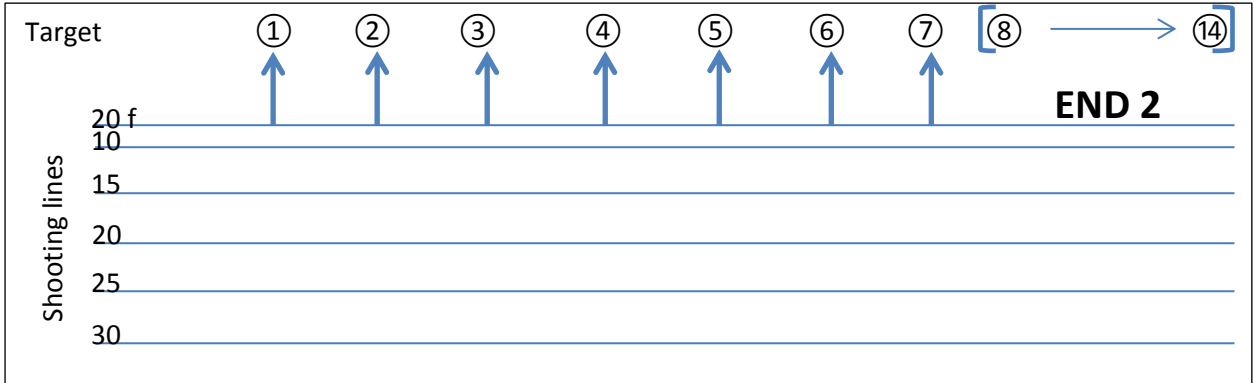
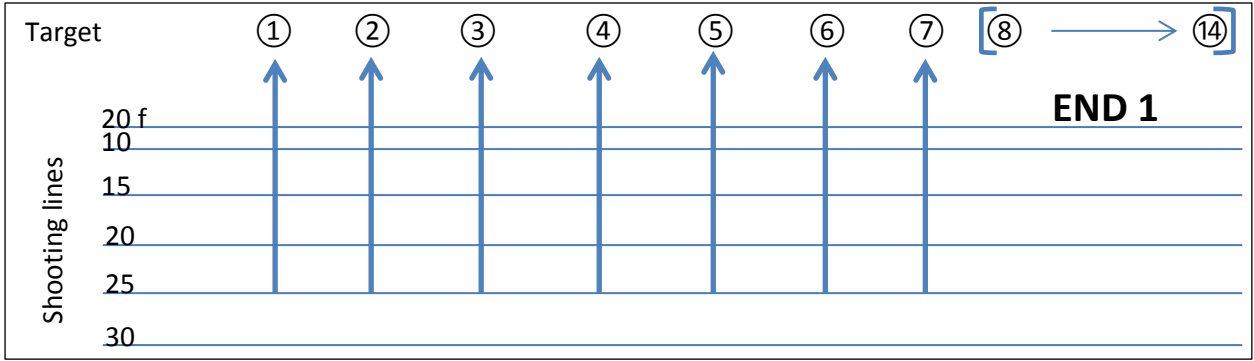
Standard Range layout:

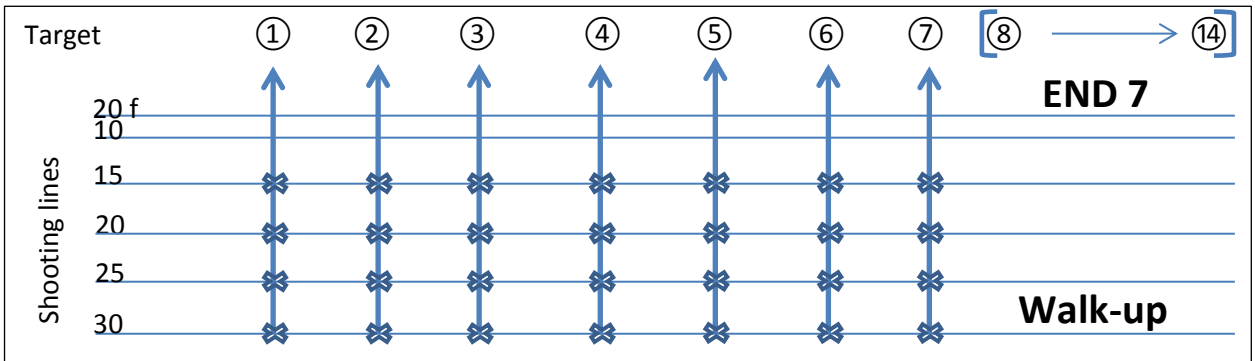
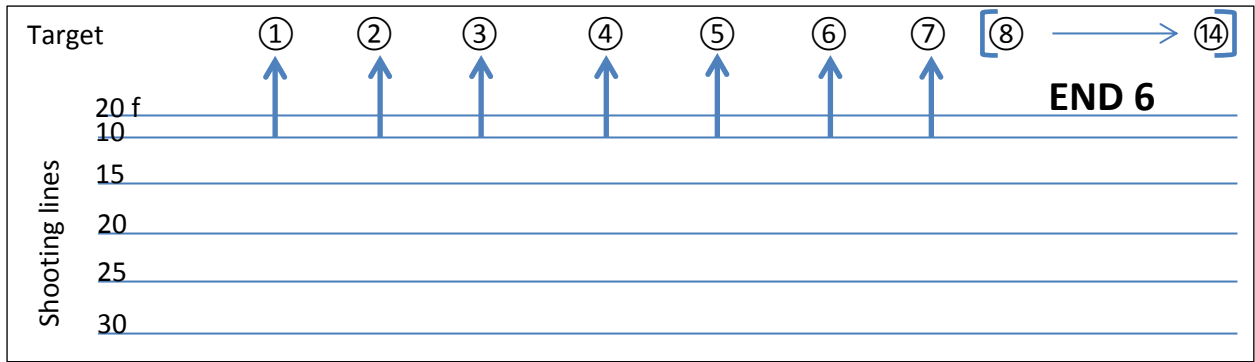
This range can be set out on the practice range or a small field like a soccer field.

As the distance between the butts need not be more than 5 yards, such a field need not be more than 40x40 yards to allow for seven butts, provided there is a “safe area” behind the butts.

Such a seven butt range allows for a single detail of 14 archers, to which a second detail can be added. The archers in the second detail shoot after the archers in the first detail have scored.

Sequence of the shooting distances





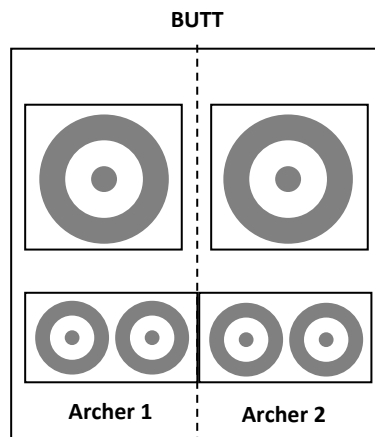
An archer stays on the same target and only moves forward or backward, depending on the next shooting position.

All archers shoot from the same shooting line: in end 1 all archers shoot four arrows at 25 yards, in end 2 all archers shoot 20 feet, in end 3 all archers shoot 30 yards, etc. until end 7 when all shoot the four arrow walk-up.

Normally archers shoot in pairs, side by side, on the same butt, be it on their own target faces.

A butt has at least two 20 cm faces and one 35 cm face for each archer.

In end 7, the walk-up, all archers shoot 30 yards and wait until all have shot that distance and then all walk up to the 25 yard line, and so on. The face size of all distances will be 35 cm. (for cubs 50 cm)



In the case of the two 20 cm faces, the first two arrows are shot on the left face and the second two arrows on the right face. Arrows that are shot on the wrong face do not score !

In the event that four 20 cm faces are used (on request by the archer), only one arrow is shot at each face, similar as to the "Bunny" shot in the normal Field Round (in the "Z" pattern, starting on the left top and ending on the right bottom). Arrows that are shot on the wrong face do not score !

A total of 56 arrows are shot, allowing for a maximum score of 280 points.

X's are scored to determine the winner in case of a tie.

There is no time limit for the Field Flint Round.

Alternative Range layout:

Those clubs that are fortunate enough to have a large area at their disposal may consider an alternative lay-out that may be of more interest to their archers. But it is more work.

The short range of seven or fourteen butts can be set out as a "mini-Field-range".

However the sequence of distances must be strictly adhered to:

Target 1 is at 25 yards, target 2 at 20 feet, target 3 at 30 yards, target 4 at 15 yards, target 5 at 20 yards, target 6 at 10 yards and target 7 the 30 yard walk-up. The same sequence applies to targets 8 to 14 (if used).

Like with the normal Field round, each group of archers (minimal 3, preferable 4 in a group) starts from a different target and moves on to the next target until 14 targets have been shot.

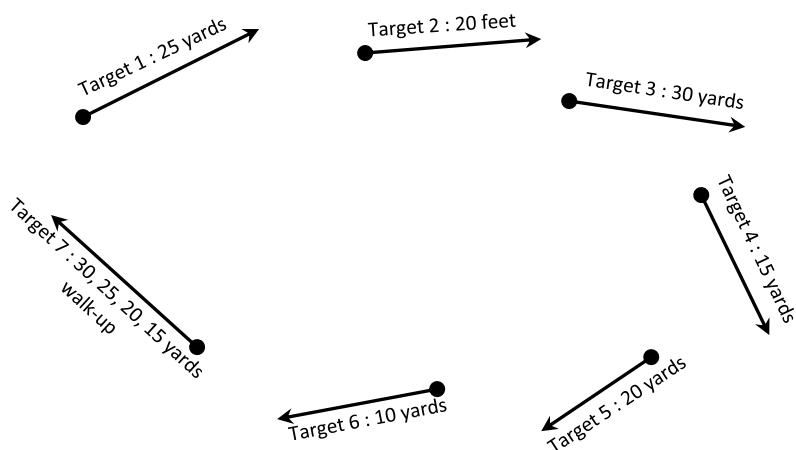
The advantage of this set-up is that only one size target face is used on each butt. This may allow enough space for either 4x 35 cm faces (two for each archer) or 8x 20 cm faces (four for each archer).

Rules of scoring are the same as that with the Standard Range set-up. Arrows shot at the wrong face do not score.

Like in the normal Field Round, it is good practice in the event of multiple faces that the first archer shoots the bottom faces and the second archer the top faces.

On target 1 (and 8, if 14 butts are used) the archers rotate shooting sequence, those who shot first now shoot second, etc.

Alternative Range Layout (Field)



The outdoor Flint Round is a good way to introduce Field archery to novices who are not ready yet to shoot the long distances (and loose or break arrows).

It is also a good way to introduce this outdoor sport to archers who cannot shoot bows that are suitable for long distances. e.g. disabled archers.

Last but not least: It is a short outdoor shoot that can easily be set out and shot on a Saturday afternoon.

I hope you enjoy it.

IFAA President